

# Baby Sheep

materials list! 2019

## Hooks:

- 8 mm
- 3.5 mm (making the eyes)
- 5.5 mm (working in the fleece)

## Yarn:





- 120 yards color “A” [light color] super bulky gauge 6 yarn
- 50 yards color “B” [dark color] super bulky gauge 6 yarn
- 3 yards brown or black, medium weight yarn (eyes)
- 1 yard white, medium weight yarn (highlights)

## More:

- 5” strip of fleece (thick and high quality, is best)
- Yarn needle
- Scissors (fabric and paper)
- 1 pair black or brown nylons (to hold fiberfill)
- Fine tipped marker
- Fabric pins (for assembling)
- (1) 24 oz bags of fiber fill
- Print off the last page of pattern for fleece “cut-outs”
- Sewing needle and thread (color to match fleece chosen)

# Fleece cut outs

---



\*Make sure that the printer is set to “Print at 100% scale” not “fit to page”

Remember to cut two of the arms, legs, and ears out of the fleece!